

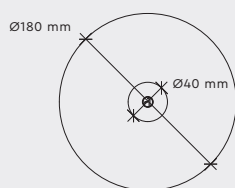
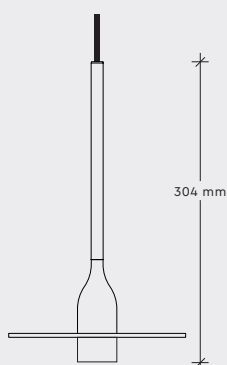


BELL P Skirt

The BELL P Skirt pendant is part of the BELL Collection. A collection that includes a broad range of special designed products.

The pendant is ideal for kitchen-, dining- and meeting tables as it is dimmable and therefore enables you to create the desired atmosphere.

A honeycombs in the lamp-head prevent glaring.



The crossed-out wheeled bin symbol indicates that the item should be disposed of separately from household waste. The item should be handed in for recycling in accordance with local environmental regulations for waste disposal

For more information, please contact info@onea.dk

BELL P SKIRT D2W

DATA

Collection	BELL
Product	Bell P Skirt
Article no.	1A15.6037.xx66.01

SPECIFICATIONS

Weight	500 – 1300 g
Materials	Aluminium / Brass
IP protection grade	IP20
Labelling	CE
Safety distance	0,3m
Insulation class	Class III
Light source	LED Constant Current (light source included) For IES/LDT lux files review – LUX FILES >

NOTE: when using honey combs the lumen output will be reduced 30% in efficiency

Supply	5W 17V 270mA
Lens	24°
CCT	3000-2000K
Energy Classifications	ENERGY



ADDITIONAL REQUIREMENTS

Driver (remote) review CONFIGURATION >

This product shall always be powered by SELV LED driver, output voltage of this driver in open circuit must not exceed 60V. Do NOT cover the LED driver

OPTIONAL ACCESSORIES

- 1A00.0500.XX – Storm Small Output
- 1A01.0500.XX – Storm Medium Output

Canopy (driver included) 1A13.6543.xx16 – Canopy C120 CC D2W PC >

NOTE

The light source contained in the fixture must only be replaced by the manufactures

If the external flexible cable is damaged, it MUST be replaced by a special cable exclusively available from the manufacture.

Weathered Brass and Brass Waxed finishes come with a black textile cable. The remaining finishes come with a grey textile cable.



BELL P SKIRT

COLOUR CODES

XX - CODES alu/brass



01 - White Grey Fabric cable



92 - Black Pearl Grey Fabric cable



08 - Mouse Grey Grey Fabric cable



38 - Brass Waxed Black Fabric cable



37 - Weathered Brass Black Fabric cable

IMPORTANT INFORMATION

Installation and mounting must be performed by a certified electrician only, and instructions must be followed.

Always make sure the main power is off during installation. Pay attention to the fixture remarks, and always make sure to use the correct voltage.

CLEANING AND MAINTENANCE:

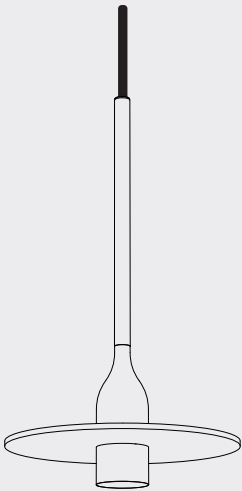
Use a soft moist cloth for cleaning. No further maintenance is required.

WARRANTY:

If the product is defect, please contact your supplier immediately. Please note that warranty will not apply in case of wrongful use or if unskilled personnel attempts to repair.

COMPONENTS

- BELL P Skirt



BELL P SKIRT

ASSEMBLY INSTRUCTION

STEP 1

Connect the cables

Please refer to Storm Output assembly instructions or other outlet

Make sure to obtain cable strain relief, check power outlet for instructions.

WARNING!

Fixture is low voltage.

Follow the label instructions (+/-) for connection to power supply

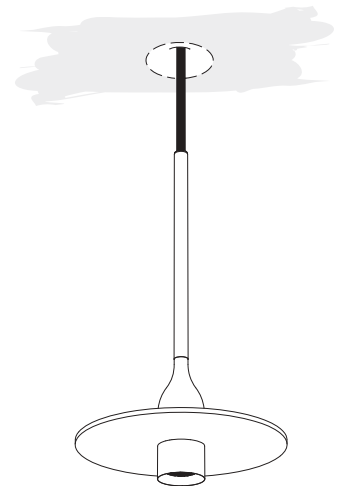
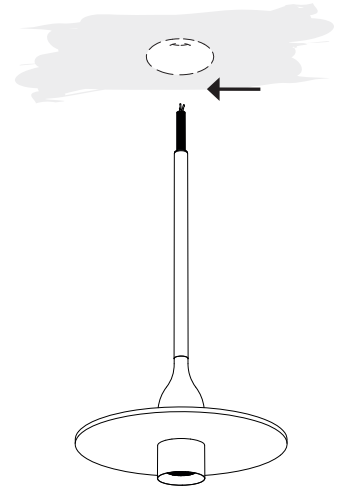


PLEASE NOTE:

Wire colour can variate.

+ (plus) Brown/Red/White

- (minus) Blue/Black



IMPORTANT INFORMATION

Disassembly must be performed by a certified electrician only, and instructions must be followed.

WARRANTY:

If the product is defect, please contact your supplier immediately. Please note that warranty will not apply in case of wrongful use or if unskilled personnel attempts to repair.

BELL P SKIRT

DISASSEMBLY INSTRUCTION

STEP 1

Disconnect the cables

Please refer to Storm Output assembly instructions or other outlet

