

MICHAEL ANASTASSIADES

Ball Light Large - Pendant Rod or Flex, 2008





Bulb Specifications

Bulb specifications 240V
E14 G9 33W Raxon halogen retrofit / ø45mm white globe
458 lm / 2700K

Bulb specifications 120V
E26 G9 33W Raxon halogen retrofit / ø1.775" white globe
458 lm / 2700K

120V version supplied with 4" junction box cover

Product specifications

Input voltage: 120V / 240V
Maximum wattage: 40W
Dimmable: yes
Product weight: ~2kg

Please supply required drop length of fixture, measured from the ceiling to bottom of fitting at time of order.
Maximum total drop length 2200mm.
Please allow 25mm tolerance of drop length.

Cleaning Instructions

Before cleaning, lighting fixtures must be turned off and unplugged from mains electricity. Whilst cleaning them please be extremely careful and use the white cotton gloves provided in the product box.

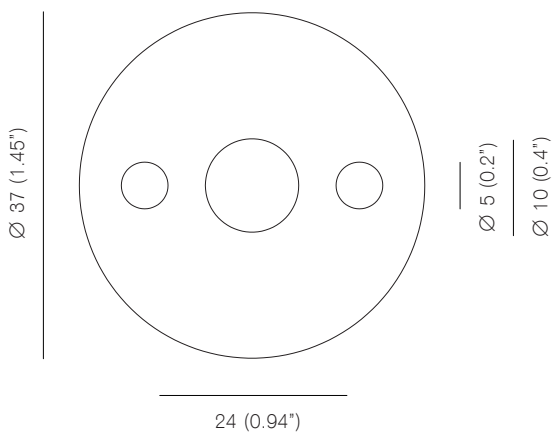
Polished brass: As the item is unlacquered, it naturally oxidises (darkens). Upon touching the items without gloves, finger prints are likely to occur and leave marks. Use a good quality brass cleaning liquid and follow the product instructions using the extra soft dust cloth. Do not apply pressure on persistent marks. Remove them using repeated gentle motions and by reapplying the brass cleaning liquid.

Polished nickel: Use a lightly damp soft dust cloth and gently go over marks until clean. Dry it afterwards with a soft dust cloth. Make sure the product is completely dry before switching the electricity on.

Black patinated: Use a lightly damp soft dust cloth and gently go over marks until clean. Dry it afterwards with a soft dust cloth. Make sure the product is completely dry before switching the electricity on.

Glass sphere: Remove the glass sphere from the product. Using a lightly damp cloth, clean only the outside of the sphere and dry it with a dry soft dust cloth. Only put the glass sphere back on the product once it is fully dry.

Backplate



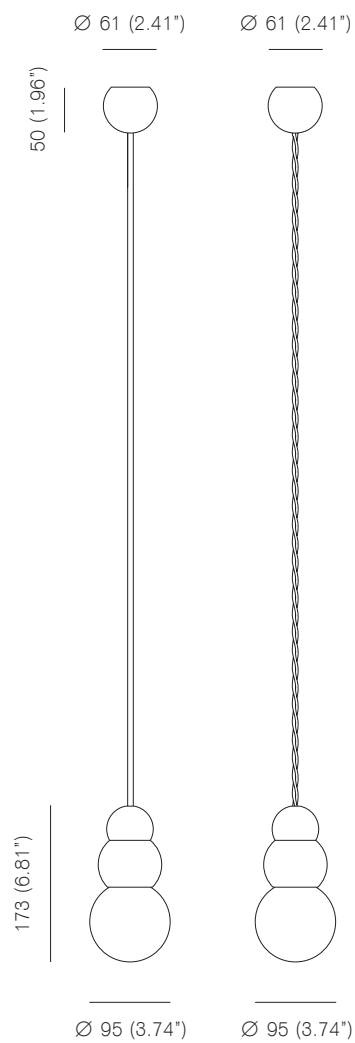
Mounting screws not included.
5mm countersunk screw recommended.

Ball Light Large - Pendant Rod or Flex, 2008

Polished brass, polished nickel-plated or black patinated stainless steel

2m standard flex length, bespoke length by order

Pendant rod length to order



MICHAEL ANASTASSIADES

Ball Light Small - Pendant Rod or Flex, 2008



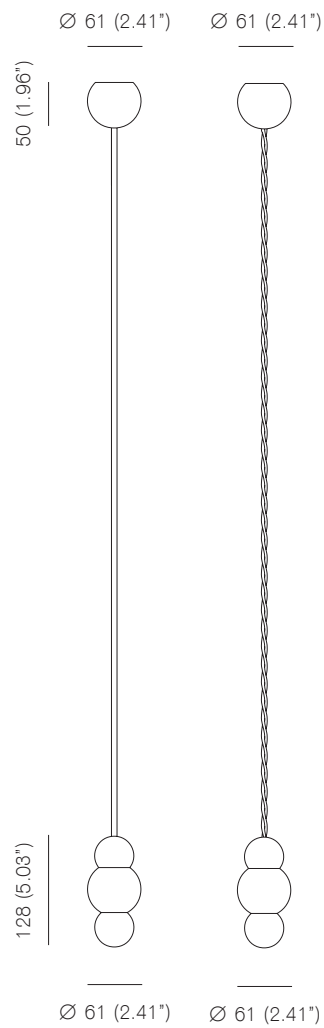


Ball Light Small - Pendant Rod or Flex, 2008

Polished brass, polished nickel-plated or black patinated stainless steel

2m standard flex length, bespoke length by order

Pendant rod length to order



Bulb Specifications

Bulb specifications 240V
E14 G9 33W Raxon halogen retrofit / ø45mm white globe
458 lm / 2700K

Bulb specifications 120V
E26 G9 33W Raxon halogen retrofit / ø1.775" white globe
458 lm / 2700K

120V version supplied with 4" junction box cover

Product Specifications

Input voltage: 120V / 240V
Maximum wattage: 40W
Dimmable: yes
Product weight: ~2kg

Please supply required drop length of fixture, measured from the ceiling to bottom of fitting at time of order.
Maximum total drop length 2180mm.
Please allow 25mm tolerance of drop length.

Cleaning Instructions

Before cleaning, lighting fixtures must be turned off and unplugged from mains electricity. Whilst cleaning them please be extremely careful and use the white cotton gloves provided in the product box.

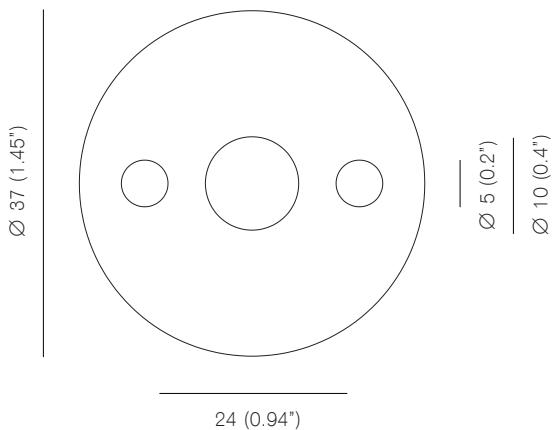
Polished brass: As the item is unlacquered, it naturally oxidises (darkens). Upon touching the items without gloves, finger prints are likely to occur and leave marks. Use a good quality brass cleaning liquid and follow the product instructions using the extra soft dust cloth. Do not apply pressure on persistent marks. Remove them using repeated gentle motions and by reapplying the brass cleaning liquid.

Polished nickel: Use a lightly damp soft dust cloth and gently go over marks until clean. Dry it afterwards with a soft dust cloth. Make sure the product is completely dry before switching the electricity on.

Black patinated: Use a lightly damp soft dust cloth and gently go over marks until clean. Dry it afterwards with a soft dust cloth. Make sure the product is completely dry before switching the electricity on.

Glass sphere: Remove the glass sphere from the product. Using a lightly damp cloth, clean only the outside of the sphere and dry it with a dry soft dust cloth. Only put the glass sphere back on the product once it is fully dry.

Backplate



Mounting screws not included.
5mm countersunk screw recommended.

MICHAEL ANASTASSIADES

Ball Light 3 Ceiling Rose - Pendant Rod or Flex, 2013











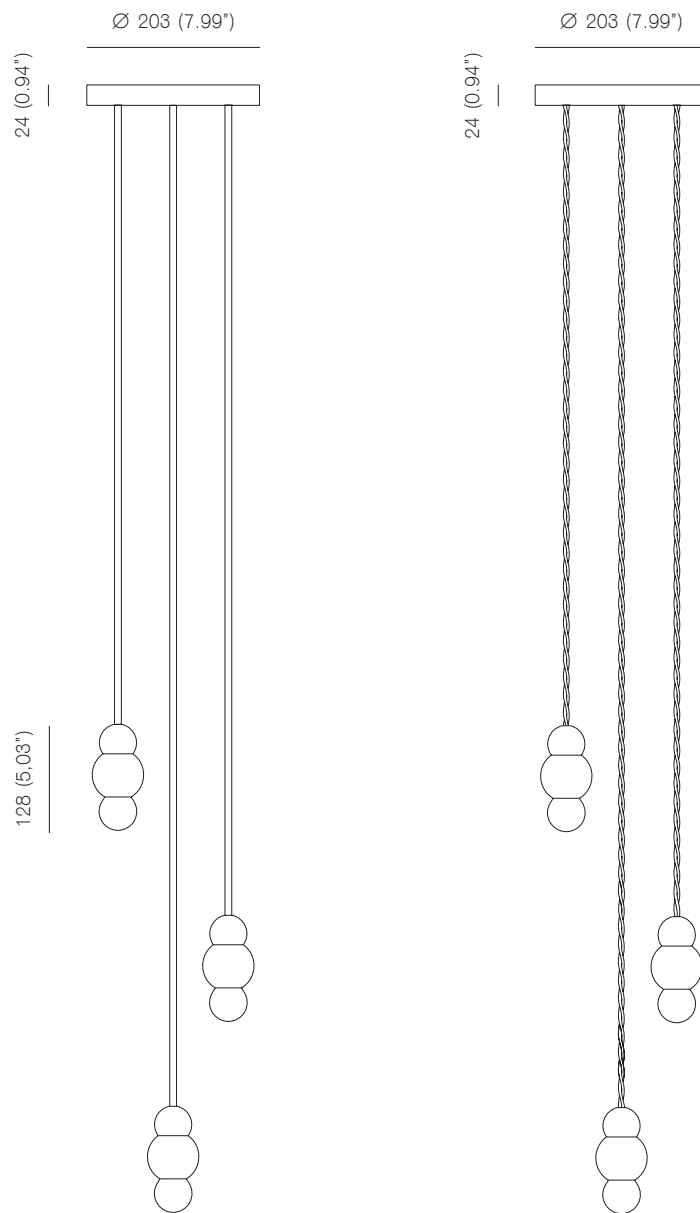


Ball Light 3 Ceiling Rose, 2013

Polished brass, polished nickel-plated or black patinated stainless steel

2m standard flex length, bespoke length by order

Pendant rod length to order



MICHAEL ANASTASSIADES

Ball Light 5 Ceiling Rose - Pendant Rod or Flex, 2013











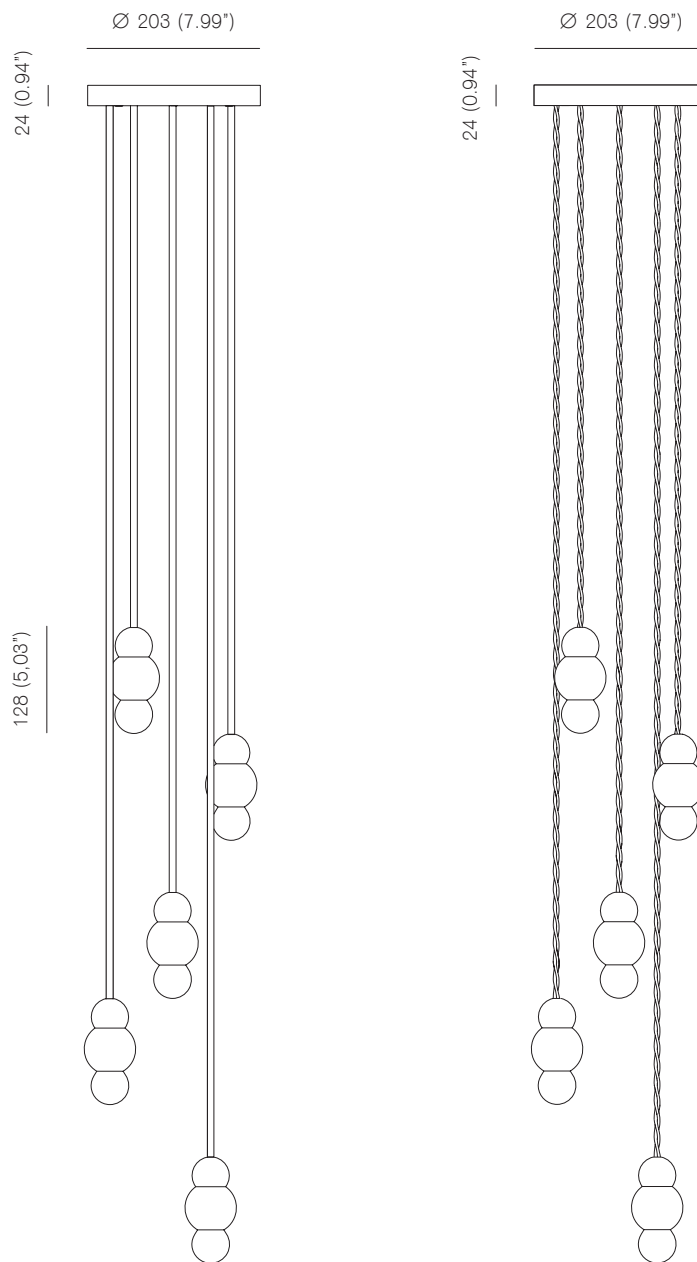


Ball Light 5 Ceiling Rose, 2013

Polished brass, polished nickel-plated or black patinated stainless steel

2m standard flex length, bespoke length by order

Pendant rod length to order



Bulb Specifications

Bulb specifications 240V
E14 G9 33W Raxon halogen retrofit / ø45mm white globe
458 lm / 2700K

Bulb specifications 120V
E26 G9 33W Raxon halogen retrofit / ø1.775" white globe
458 lm / 2700K

120V version supplied with 4" junction box cover

Product Specifications

Input voltage: 120V / 240V
Maximum wattage: 40W
Dimmable: yes
Ball Light 3 - rod weight: ~8kg
Ball Light 3 - flex weight: ~7kg

Please supply required drop length of fixture, measured from the ceiling to bottom of fitting at time of order.
Maximum total drop length 2180mm.
Please allow 25mm tolerance of drop length.

Cleaning Instructions

Before cleaning, lighting fixtures must be turned off and unplugged from mains electricity. Whilst cleaning them please be extremely careful and use the white cotton gloves provided in the product box.

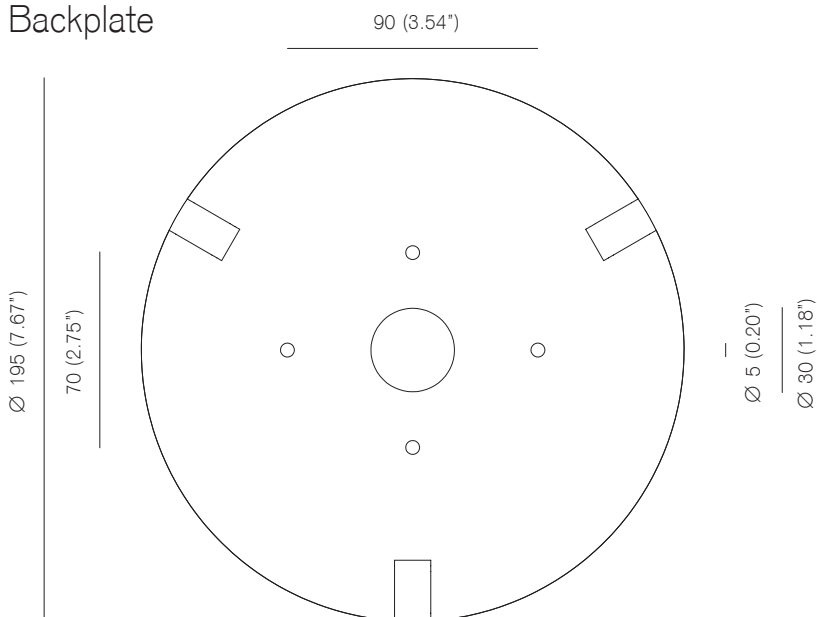
Polished brass: As the item is unlacquered, it naturally oxidises (darkens). Upon touching the items without gloves, finger prints are likely to occur and leave marks. Use a good quality brass cleaning liquid and follow the product instructions using the extra soft dust cloth. Do not apply pressure on persistent marks. Remove them using repeated gentle motions and by reapplying the brass cleaning liquid.

Polished nickel: Use a lightly damp soft dust cloth and gently go over marks until clean. Dry it afterwards with a soft dust cloth. Make sure the product is completely dry before switching the electricity on.

Black patinated: Use a lightly damp soft dust cloth and gently go over marks until clean. Dry it afterwards with a soft dust cloth. Make sure the product is completely dry before switching the electricity on.

Glass sphere: Remove the glass sphere from the product. Using a lightly damp cloth, clean only the outside of the sphere and dry it with a dry soft dust cloth. Only put the glass sphere back on the product once it is fully dry.

Backplate



Mounting screws not included.
5mm countersunk screw recommended.

Michael Anastassiades' design philosophy is to preserve the inherent qualities of given material. All of our products are handmade and come in natural finishes, exposed to the elements without any protective lacquers. We look at oxidation as part of a process that adds to the patina of an object, increasing beauty with time. We try our best for all goods to leave our premises in pristine condition, but sometimes products may arrive with minor oxidation marks.

Whilst every effort is made to ensure accurate representation of product colours, finishes and dimensions, Michael Anastassiades Ltd reserves the right to alter these details without notice, in compliance with its own production needs, technological changes or in response to the current market needs. Colour swatches are for reference only; Michael Anastassiades Ltd cannot guarantee exact colour match for any product finishes.

All designs are protected under copyright law. Michael Anastassiades holds the exclusive manufacturing and distribution rights worldwide. Copying will be prosecuted.

All light fixtures in this catalogue have CE marking compliance.

Michael Anastassiades Ltd.
122 Lower Marsh, London SE1 7AE
T +44 (0)20 7928 7527
sales@michaelanastassiades.com
www.michaelanastassiades.com
© 2015 Michael Anastassiades Ltd. All rights reserved.