

modular lighting system

curt fischer, 1930s

the design of the modular lamp is based on the well-known no. 113 and no. 114 adjustable lamps, with which, among others, the metal workshop at the bauhaus was fitted.

initially, the modular lamp was directly mounted to the tools and facilities, but, throughout the decades, many different designs were developed for various applications: the adjustable and configurable lighting system was later used in doctor's surgeries, on architects' desks and at home.

as in the past, the midgard lamps are defined by superior functionality, superb workmanship and inventiveness. available immediately, the midgard modular lamp is still being built in the spirit of its inventor, as a modular and configurable design and comes as a table, wall, ceiling or floor lamp. customers can choose between different arm lengths and between various types of shades and colours, according to individual requirements.

the lamps and all their parts are produced in germany, using the original tools and techniques: the die-cast aluminium joints and the hand-cast shades are assembled in hamburg.



modular lighting system

curt fischer, 1930s

	table	floor
customers can choose between different lamp fixtures, arm lengths and between various types of shades and colours, according to individual requirements.		
	1st arm 300, 400, 500, 600 mm	1st arm 1000 / 1200 / 1400 / 1600 mm
	2nd arm 200, 300, 400 mm	2nd arm 200, 300, 400 mm
	fixture types: machine, table or clamping please refer to overview for cable outlet	fixture type: floor (freestanding) Ø 350
	all fixture types come with black textile cable, 1,5 mtr schuko-plug	black textile cable, 1,5 mtr schuko-plug
	classic manual rotary switch	classic manual rotary switch
	midgard recommends e27 retrofit led by philips between 6 and 10w, with 2.700k	midgard recommends e27 retrofit led by philips between 6 and 10w, with 2.700k
	do not use classic or halogen light bulbs with more than 60w	do not use classic or halogen light bulbs with more than 60w
	220-240v 50/60 hz appliance class: I	220-240v 50/60 hz appliance class: I
	optional available with swiss or uk plug	optional available with swiss or uk plug

modular lighting system

curt fischer, 1930s

wall

ceiling

customers can choose between different lamp fixtures, arm lengths and between various types of shades and colours, according to individual requirements.

only without arm available,
other options coming soon

fixture type
machine, cable outlet in two options
available
please refer to overview

black textile cable, 1,5 mtr
schuko-plug upon request

classic manual rotary switch

midgard recommends e27 retrofit led
by philips between 6 and 10w,
with 2.700k

do not use classic or halogen
light bulbs with more than 60w

220-240v 50/60 hz
appliance class: I

optional available with
swiss or uk plug

1st arm
– up to 2000 mm,
in increments of 200

2nd arm
– / 200 / 300 / 400 mm

fixture type
ceiling, cable outlet at side
please refer to overview

black textile cable, 1,5 mtr

classic manual rotary switch

midgard recommends e27 retrofit led
by philips between 6 and 10w,
with 2.700k

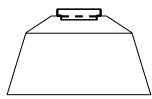
do not use classic or halogen
light bulbs with more than 60w

220-240v 50/60 hz
appliance class: I

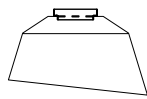
modular lighting system

curt fischer, 1930s

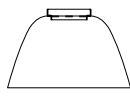
lampshade options



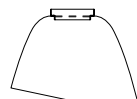
3307
fix



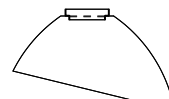
3307
rotate



3308
fix



3308
rotate



3309
rotate

lampshade colours



aluminium
solid



aluminium
elox



black
enamel



white
RAL 9010



grey
RAL 7042



black
RAL 9005

outer shade smooth matte powdercoated

arm and fixture colours



white
RAL 9010



grey
RAL 7042



black
RAL 9005

smooth matte powdercoated

joint colour options



brass



alu



white



grey



black

same as arm and fixture colour



standard
steel on
reverse

table fixture

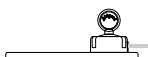


table
freestanding
Ø 250



Option A



Option B



clamping
TYP 550
coming soon

floor



floor
freestanding
Ø 350



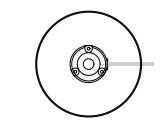
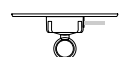
Option A



Option B

wall
screwed directly
Ø 70

ceiling



ceiling
screwed directly
Ø 200

table

1st arm
300 / 400 / 500 / 600

2nd arm
200 / 300 / 400

floor

1st arm
1000 / 1200 /
1400 / 1600

2nd arm
200 / 300 / 400

wall

only without arm
available

ceiling

1st arm
– up to 2000
in increments of 200

2nd arm
– / 200 / 300 / 400

please note: colour codes for reference only

**modular
lighting system**
curt fischer, 1930s

configuration samples



lampshade no. 3307, fix
shade colour black, powder coated
joints black
1st arm 400
2nd arm 300
arm&fixture colour black
fixture table



lampshade no. 3307, fix
shade colour grey, powder coated
joints grey
1st arm 400
2nd arm 300
arm&fixture colour grey
fixture table



lampshade no. 3307, fix
shade colour pearl white, powder coated
joints pearl white
1st arm 400
2nd arm 300
arm&fixture colour pearl white
fixture table



lampshade no. 3309, rotate
shade colour black, powder coated
joints brass
1st arm 600
2nd arm 400
arm&fixture colour black
fixture table



lampshade no. 3308, rotate
shade colour black, powder coated
joints black
1st arm 600
2nd arm 400
arm&fixture colour black
fixture table



lampshade no. 3307, fix
shade colour alu, elox
joints brass
1st arm 600
2nd arm 400
arm&fixture colour black
fixture table

please visit our 3D configurator on midgard.com
for individual configurations.