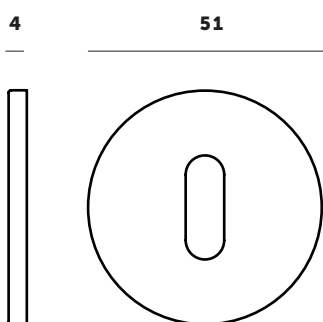




HARDWARE / KEY ESCUTCHEON

TECH SPEC

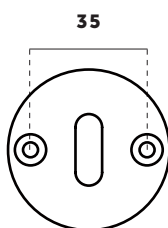
35 / SUITABLE FOR THE UK



PRODUCT INFORMATION

Type: 35 mm*
Use: Interior doors
Fixings: Fixings included.
Lock: Wood screw fixings**
Door thickness: 35 - 54 mm thick.
Rose: Pair of concealed fixing roses – slim profile, clip fit.
Box includes: 1x Pair of key escutcheon plate & screw fittings.
Material: Solid steel, brass or smoked bronze
Rose: 51 x 4 mm
Projection: 4 mm

FIXINGS



A cover plate is included to cover the screw holes

FINISH

-  Steel
-  Brass
-  Smoked Bronze

SKU

- UK-ESC-35-ST-A**
- UK-ESC-35-BR-A**
- UK-ESC-35-SM-A**

*This number indicates the cc millimetre measurement for the screw holes that are used to fit the round plate to the door. 38 mm is standard for the UK and some parts of Europe, 30 mm is standard for Sweden and most of Scandinavia.
 **Recommended locks & latches from ZOO Hardware:
 Bathroom Lock: **ZOO ZTDA76**
 Bathroom Plates: **ZOO ZLAP02**

CARE INSTRUCTIONS

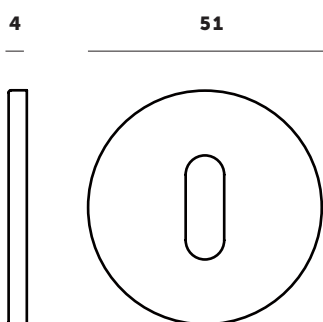
Wipe with damp cloth with no loose hairs, avoid using any chemicals. Please note all finishes are prone to aging.



HARDWARE / KEY ESCUTCHEON

TECH SPEC

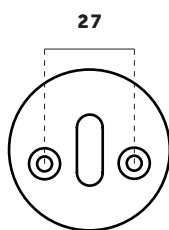
27 / SUITABLE FOR SWE



PRODUCT INFORMATION

Type: 27 mm*
Use: Interior doors
Fixings: Fixings included.
Lock: Bolt-through**
Door thickness: 35 - 54 mm thick.
Rose: Pair of concealed fixing roses – slim profile, clip fit.
Box includes: 1x Pair of key escutcheon plate & screw fittings.
Material: Solid steel, brass or smoked bronze
Rose: 51 x 4 mm
Projection: 4 mm

FIXINGS



A cover plate is included to cover the screw holes

FINISH

-  Steel
-  Brass
-  Smoked Bronze

SKU

- SW-ESC-27-ST-A**
- SW-ESC-27-BR-A**
- SW-ESC-27-SM-A**

*This number indicates the cc millimetre measurement for the screw holes that are used to fit the round plate to the door. 38 mm is standard for the UK and some parts of Europe, 30 mm is standard for Sweden and most of Scandinavia.
****Recommended locks & latches from ZOO Hardware:**
 Bathroom Lock: **ZOO ZTDA76**
 Bathroom Plates: **ZOO ZLAP02**

CARE INSTRUCTIONS

Wipe with damp cloth with no loose hairs, avoid using any chemicals. Please note all finishes are prone to aging.