

general catalogue  
2018

A close-up, artistic photograph of a brass lamp arm. The arm is curved and features a glowing light source at its end, which creates a bright, warm glow. The background is dark, making the metallic texture and the light stand out. The text 'EDIZIONI DESIGN' is overlaid on the image.

EDIZIONI  
DESIGN

FINDING BEAUTY  
INTO ESSENTIALS.  
A COMPLEX JOURNEY  
INTO SHARP EDGES  
AND RAW METALLIC PARTS.  
EDIZIONI IS SOMETHING  
THAT WE CALL  
NAKED DESIGN.





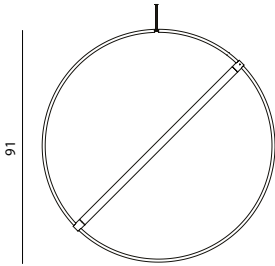




lamps

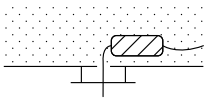
## ed046

Suspension LED lamp made  
by a brass or chromed circular tube.

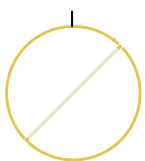
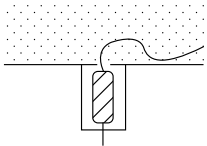


Voltage: 110/240V  
Custom LED provided with driver.

Standard ceiling rose included  
(driver has to be hidden in the countertop).

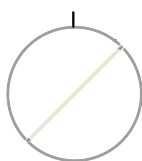


Optional ceiling rose with driver box.



**ed046.01**

brass



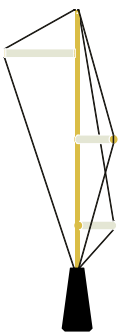
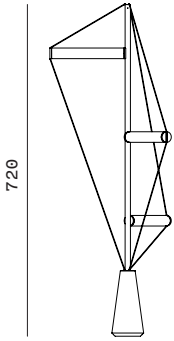
**ed046.03**

chromo

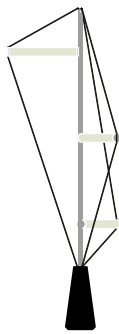


## ed047

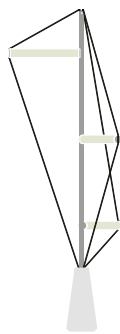
Floor lamp with stone base, with brass or chromed structure and frosted LED light tubes.



**ed047.01**  
black stone  
brass



**ed047.02**  
black stone  
cromo



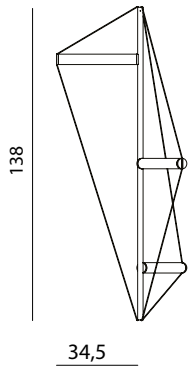
**ed047.03**  
carrara stone  
cromo





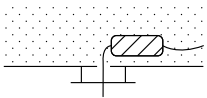
## ed045

Chandelier with brass or chromed structure and frosted LED light tubes.

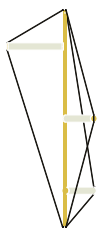
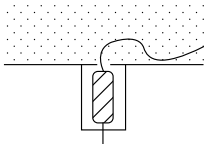


Voltage: 110/240V  
Custom LED provided with driver.

Standard ceiling rose included  
(driver has to be hidden in the countertop).

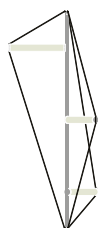


Optional ceiling rose with driver box.



**ed045.01**

brass



**ed045.03**

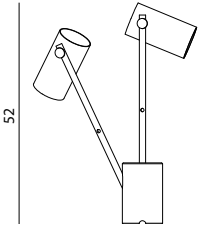
chromo



## ed005

Reconfigurable table lamp with painted or brass finished metal structure. The heavy carved solid steel base guarantees optimal stability.

Thanks to the two holes on the steel base, the lamp can be used as a table lamp or as an ambient light.



Socket: GU10 PAR16  
Voltage: 110/240V



**ed005.01**

black  
black



**ed005.02**

steel  
black



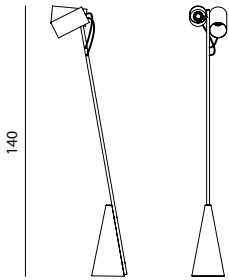
**ed005.05**

brass  
brass



## ed027

Floor lamp with stone base, metal structure and metal double lightshield.



Socket: GU10 PAR16  
Voltage: 110/240V



**ed027.01**  
black stone  
black  
brass



**ed027.02**  
black stone  
black  
black



**ed027.03**  
grey stone  
black



**ed027.04**  
black stone  
cromo  
black

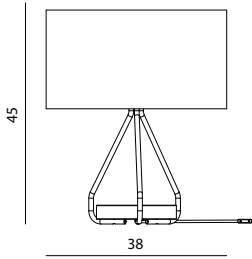


**ed027.05**  
carrara stone  
cromo  
cromo



## ed029

Table lamp with painted metal lightshade,  
metal structure in brass or paint finish.

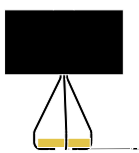


Socket: E27  
Voltage: 110/240V



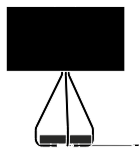
**ed029.01**

brass  
brass  
black



**ed029.02**

brass  
black  
black



**ed029.03**

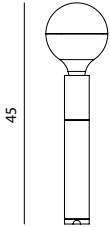
black  
black  
black





## ed030

Table lamp with metal and wood structure,  
brass or paint finish.



Socket: E27  
Voltage: 110/240V  
Light bulb provided



**ed030.01**

brass  
brass  
black



**ed030.02**

brass  
brass  
wood



**ed030.03**

black  
black  
black wood



**ed030.04**

brass  
black  
wood



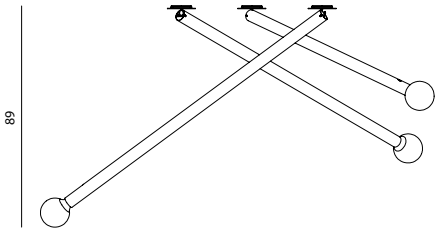
**ed030.05**

black  
black  
wood




# ed036

Chandelier metal structure in brass finish.



Socket: E27  
Voltage: 110/240V



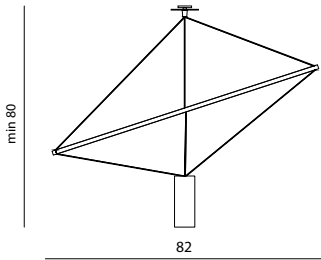
**ed036**  
brass



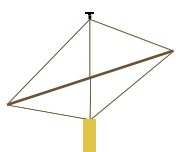
## ed037

Chandelier with wood structure, lampshade in brass finish.

The wooden triangular structure can be freely tilted allowing the chandelier's shape to generate multiple geometrical forms.

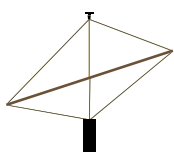


Socket: GU10 PAR16  
Voltage: 110/240V



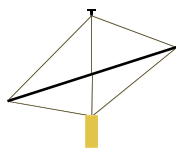
**ed037.01**

wood  
brass



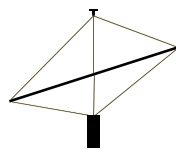
**ed037.02**

wood  
black



**ed037.03**

black  
brass



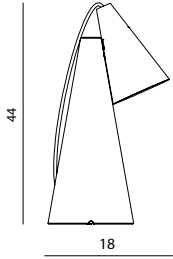
**ed037.04**

black  
black



## ed038

Table lamp with stone base and conic metal lightshade in brass or bronze finish.



Socket: GU10 PAR16  
Voltage: 110/240V



**ed038.01**  
green stone  
brass



**ed038.02**  
grey stone  
bronze



**ed038.03**  
black stone  
bronze

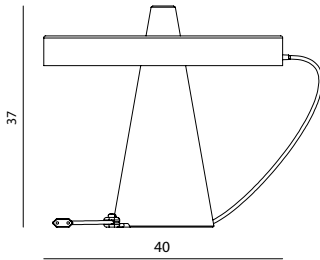




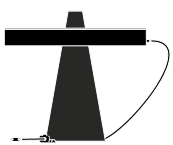
## ed039

Table lamp with stone base and aluminum lightshade painted or bronze finish.

The light shade is disconnected from the stone base and free to tilt, allowing multiple change of styles.

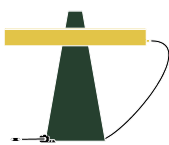


Socket: RING LIGHT  
Voltage: 110/240V



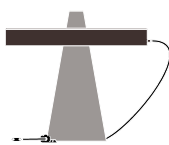
**ed039.01**

black stone  
black



**ed039.02**

green stone  
brass



**ed039.03**

grey stone  
bronze




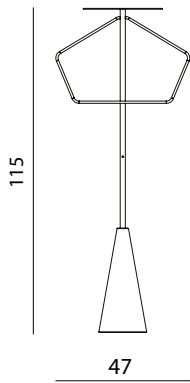




complements

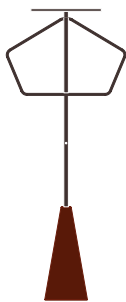
## ed044

Valet stand with stone base and metal structure.



**ed044.01**

black stone  
brass



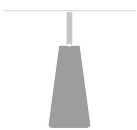
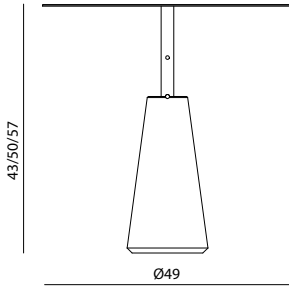
**ed044.02**

red stone  
bronze



## ed004

Reconfigurable steel side table with stone base.  
The tabel's height can be set in three different levels.



**ed004.01**  
grey stone  
steel




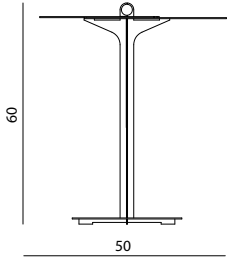
**ed004.02**  
red stone  
bronze





## ed021

Side table made in lasercut metalsheet with an interlock structure painted or in brass/copper finishing.



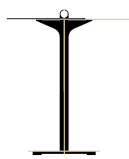
**ed021.01**

brass



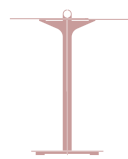
**ed021.02**

black



**ed021.03**

black  
brass



**ed021.06**

copper





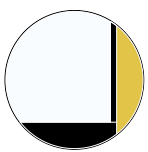
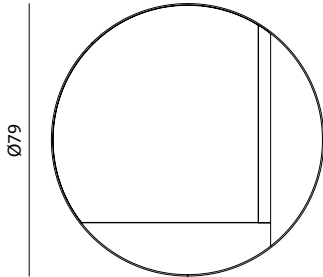


mirrors

## ed031

Wall mirror made of wood, brass plated metal and painted metal structure.

The mirror is provided with four hanging points, allowing the mirror itself to be mounted in four different positions.



**ed031**

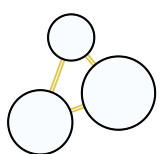
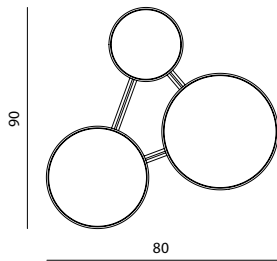
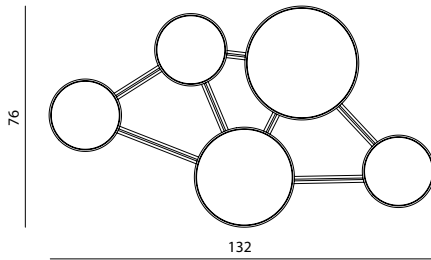
black  
brass



## ed032

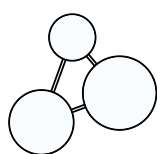
Modular wall mirror made of wood, brass or painted finish metal structure.

The rails can be adjusted to give to the mirror multiple forms.



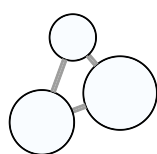
**ed032.01**

black  
brass



**ed032.02**

black  
black



**ed032.03**

black  
cromo


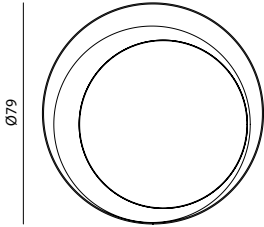




## ed034

Wall mirror made of wood, brass plated metal and painted metal structure.

The mirror is provided with four hanging points, allowing the mirror itself to be mounted in four different positions.



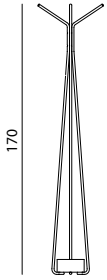
**ed034**

black  
brass



## ed014

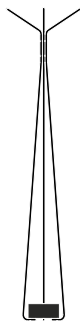
Bended steel clothhanger with carved solid steel base.



**ed014.01**  
brass



**ed014.02**  
steel



**ed014.03**  
black




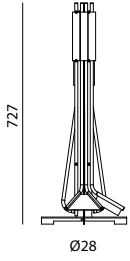




fireplace

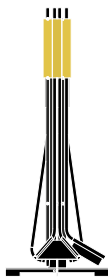
# ed001

Fireplace tools set made in stainless steel and brass.



**ed001.01**

steel  
brass



**ed001.02**

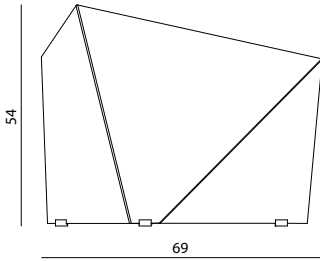
black  
brass





## ed009

Fireplace shield made of folded and lasercut metalsheet;  
feet made in carved solid-brass.



**ed009.01**

steel  
brass




**ed009.02**

black  
brass



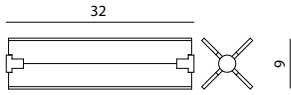
**ed009.03**

brass  
brass




## ed010

Solid steel andirons with oil finish and solid brass joints.



**ed010**

steel  
brass







**EDIZIONI**  
DESIGN

//

EDIZIONI DESIGN  
Corso di Porta Romana, 23  
22122 Milano - Italia  
T +39 02 36756451  
welcome@edizionidesign.com  
edizionidesign.com

//

ART DIRECTION / PHOTOGRAPHY / CGI  
ASPS Design Studio  
as-ps.it

//

all rights reserved 2013 — 2018





