potential-free push button
installation instruction

1

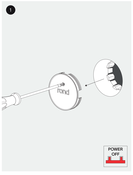

2



3

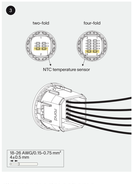

dimmer model scheme

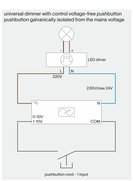

teleruptor model scheme

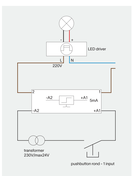

4

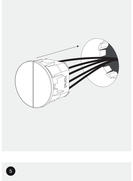

5



for small trim

6

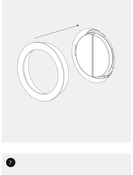

7

for removal

8

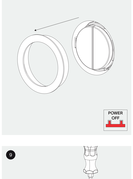

9

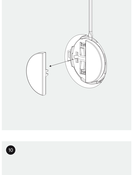

10



11

thank you for choosing rond

RONDIO Strooi NV - Handelstraat 19 - 9630 Veurne - Belgium

Installation must be done by skilled professionals only and instructions must be followed at all times. Warranty will not apply in case of wrongful use of a qualified personnel attempts to repair a product.