



STORM MEDIUM SECURITY PIR TriTech datasheet



Project: ONE A Showroom | Lighting design: ONE A

The STORM SYSTEM® collection is carefully designed to flush the surface of any ceiling or wall, and all products will appear with an absolute minimum of tolerance and visibility.

Storm Medium Security Pir is a motorized unit which elevates the included alarm pir – in and out of the ceiling, controlled by the main alarm system. With Storm Medium Security Pir you can enjoy the benefit of having an invisible alarm pir, as they are only visible when the alarm system is on. Storm Medium Security Pir can be managed by various wired alarm systems.

GENERAL DATA

Collection

STORM SYSTEM®

Product

Storm Medium Security Pir

Article no.

- 1A01.1251.xx

SPECIFICATIONS

Weight

650 g

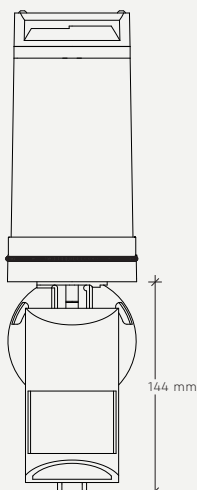
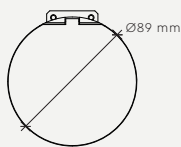
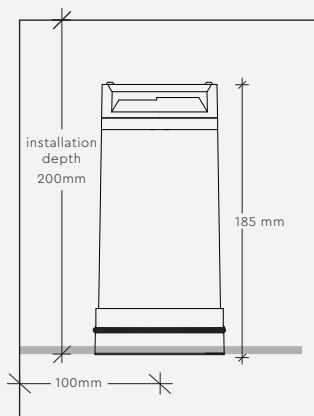
Material

Aluminium, steel,
polycarbonate and
electronics

IP protection grade

IP20

Labelling



FEATURES

- Pet-friendly PIR – optimized for pet (45kg) and non-pet installation
- Dynamic temperature compensation – superior catch performance in any environment
- Microwave Noise adaptive processing – reduce false alarms from repetitive sources
- Wall to wall coverage – superior catch performance

ELECTRICAL SPECIFICATIONS

Pir

Bosch ISC-BDL2-WP12GE (included)

Moter

12Vdc (9–30V),
stationary: 19mA@12V,
moving: 430mA@12V

Ceiling height

2,3 – 3 m

ADDITIONAL REQUIREMENTS: (not included)

Installation rings – choose one of the installation rings below

- Storm Medium Plaster Ring – 1A01.0001.01
- Storm Medium Acoustic Adaptor – 1A01.0091.00
- Storm Medium Back-Mounted Ring – 1A01.0048.xx
- Storm Medium Back 007 Ring – 1A01.0047.xx

XX – COLOUR CODES

- 01 – White
- 92 – Black Pearl

NOTE

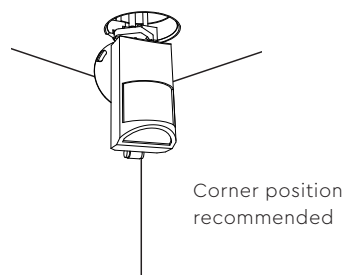
Bosch PIR is "pet immune" for animals up to 45kg. When "pet immunity" is required, it is recommended that the "look down zone" is blocked. This is done with a piece of plastic (shutter) inside the detector, which physically covers the small lens which is used for detection in the lower zone.

The "look down zone" is used for IR detection of very short distances from the detector – up to 2m in approx. 0.5m width. The detector covers wall to wall detection and the "look down zone" is very rarely necessary.

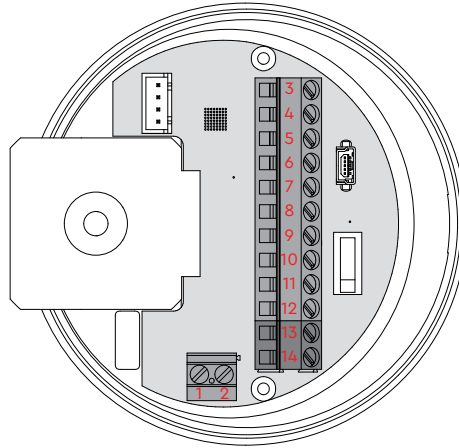
This is the reason why the "look down zone" is disabled by default.

Storm Medium Security is a building part which includes a standard PIR from Bosch. Installation must be supervised by an alarm integrator who is responsible for correct installation.

The functionality of Storm Security provides the possibility to hide the detector inside the ceiling when the alarm is in off-mode. Due to the potential difference of temperature within and out of the ceiling, it is recommended to allow 180 sec. exit delay time, after the detector has been in the outer position. Extend the exit delay time to reach an optimized sensitivity level and stabilize the temperature. The delay time can be less than described, but will relate to the onsite conditions.



WIRING OVERVIEW



retract	1	Common
retract	2	0V = extend, 9-30V = retract
TROUBLE	3	Common
TROUBLE	4	Closed = fully extended, open = moving or trouble detected
UNUSED	5	No connection
UNUSED	6	No connection
TAMPER	7	Common
TAMPER	8	Tamper signal from both PIR sensor and Storm security
ALARM	9	Common
ALARM	10	Alarm signal directly from PIR sensor
+	11	Supply for PIR sensor 9-15Vdc (10mA @12Vdc)
-	12	GND for PIR
+	13	Supply Storm Security 9-30V (19mA @12V, max 420mA @12V when moving)
-	14	GND Storm Security supply

Up and down signal (1+2) polarity of control signal does not matter. Retract signal: 9-30Vdc, 10K ohm input impedance (Note: this input must be controlled by either gold plated contacts or solid state output, due to the low current draw.)

The Trouble signal (3+4) indicates the status of the Storm security device, only when the unit is fully extended and everything is OK, will the trouble terminals change to the closed (shorted) state. While the unit is retracted or moving the trouble terminals will be open.

The tamper signal (7+8) are shared between the PIR sensor and the Storm Security device (In Daisy Chain), the tamper signal is normally closed (shorted), in case of tamper detection on either the PIR sensor or the Storm security device the tamper signal will be open.

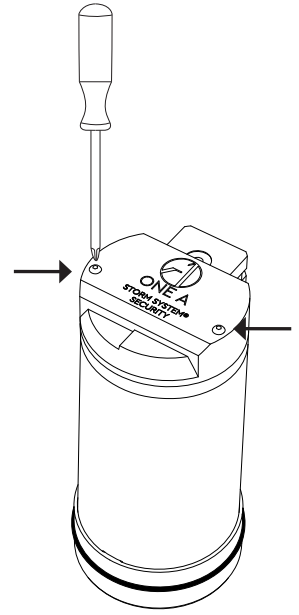
ASSEMBLY INSTRUCTION

page 1 of 2

STEP 1

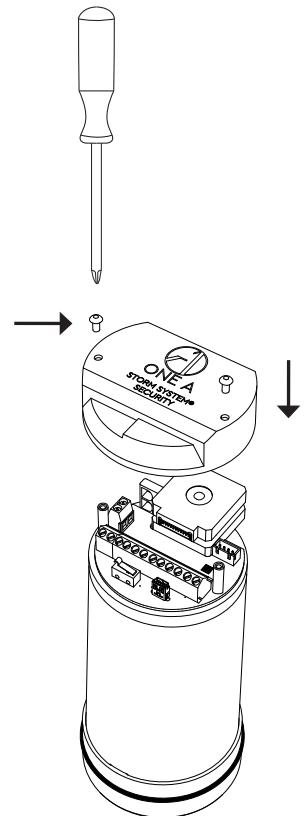
Unscrew the screws, and gently lift the lid off.

Then connect the appropriate cables according to the diagram on the previous page.



STEP 2

Replace the lid.



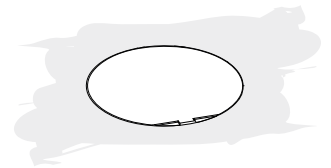
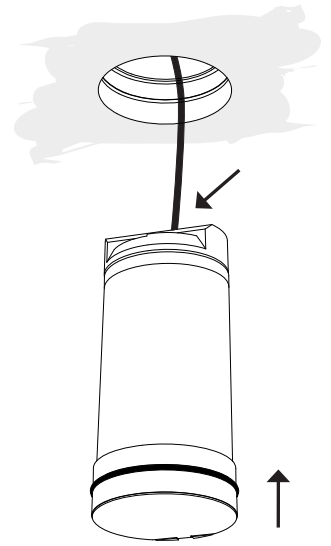
ASSEMBLY INSTRUCTION

page 2 of 2

STEP 3

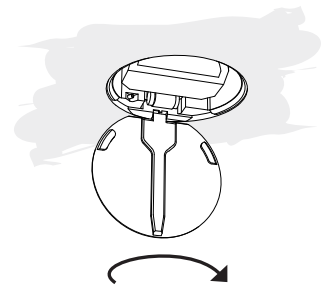
Mount the fixture into the installation ring. Do this by slightly rotating the fixture into the installation ring.

NOTE: When rotating the fixture choose the direction with the least resistance.



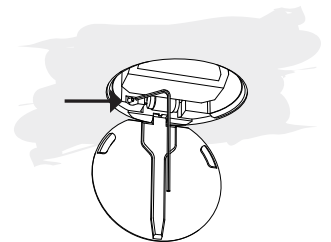
STEP 4

Gently open the lid, and rotate the fixture, so that the sensor is positioned correctly.



STEP 5

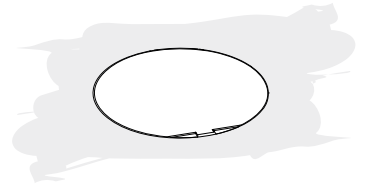
Use the accompanying allen key and tighten the screw to ensure that the fixture cannot be rotated.



DISASSEMBLY INSTRUCTION

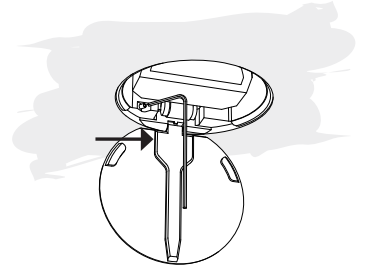
STEP 1

Gently open the lid.



STEP 2

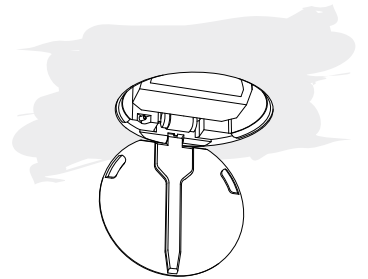
Use the accompanying allen key to loosen the screw holding the fixture in place



STEP 3

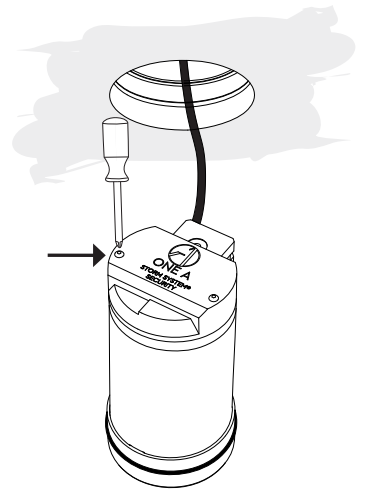
Take hold of the lid and pull down gently, whilst slightly rotating.

NOTE: When rotating the fixture choose the direction with the least resistance.




STEP 4

Unscrew the screws, and gently lift the lid off.



STEP 5

Disconnect the wires



Blue Line Gen2 TriTech Motion Detectors

www.boschsecurity.com



BOSCH
Invented for life



- ▶ Pet-friendly Selectable model available – optimize installation for pet (45 kg [100 lb]) and non-pet applications
- ▶ Dynamic Temperature Compensation – superior catch performance in any environment
- ▶ Microwave Noise Adaptive processing – reduce false alarms from repetitive sources
- ▶ Wall to Wall Coverage – superior catch performance
- ▶ Flexible Mounting Height, No Adjustments – reduce installation time and false alarms, improve catch performance

The Blue Line Gen2 TriTech Motion Detectors (ISC-BDL2) use a combination of passive infrared (PIR) and microwave Doppler radar detection with advanced signal processing. The pet-friendly (-WP) models generate alarms for human intruders without generating false alarms for pets. These small unobtrusive detectors are simple to install and do not need field adjustments.

Functions

First Step Processing (FSP)

First Step Processing (FSP) almost instantly responds to human targets without producing false alarms from other sources. FSP adjusts the detector's sensitivity based on signal amplitude, polarity, slope, and timing. This eliminates the need for the installer to select the sensitivity level, thus improving ease of installation and reliability.

Pet-friendly Selectivity (-WP models only)

The installer can turn pet immunity on or off based upon application requirements. When pet immunity is turned off, the detector provides superior catch performance identical to the non-pet models. When pet immunity is turned on, the detector can

distinguish between signals caused by humans and signals caused by pets. It ignores signals caused by one or two pets up to 45 kg (100 lb) or numerous rodents.

Microwave Noise Adaptive Processing

Microwave Noise Adaptive Processing adjusts to background disturbances, reducing false alarms without sacrificing intruder detection.

Dynamic Temperature Compensation

The detector intelligently adjusts its sensitivity so that it can identify human intruders at virtually any temperature.

Wall-to-Wall Coverage

An improved lookdown zone and coverage range of 12 m x 12 m (40 ft x 40 ft) provide wall-to-wall coverage.

Self-locking Enclosure

The sliding self-locking enclosure has an integrated bubble level and custom gap-free, lift-gate style terminal blocks to make installation easier.

Sealed Optics and Electronics

The optics and electronics are assembled into the front enclosure and sealed with a protective cover to prevent damage during installation. The sealed optical chamber also prevents drafts and insects from affecting the detector.

Test Features

Externally visible alarm LED can be disabled after installation.

RFI and Impact Immunity

E-models feature improved immunity to false alarms from external sources including radio frequency interference, “popcorn noise”, as well as physical impact. Through use of a high performance pyro (infrared) sensor with integrated signal filtering, the highest quality electrical components and design that produces the best-in-class signal to noise ratio, and sophisticated signal processing, these detectors are more robust than ever against false alarms.

Improved Resistance to Sabotage

E-model detectors are now tested and approved to the EN50131-5-3 requirements for immunity to interference from external radio frequency sources. Detection performance and false alarm immunity are ensured when in the presence of such sources that could degrade the performance of detectors that are not approved to this standard.

Certifications and approvals

These detectors are also designed to comply with the following:

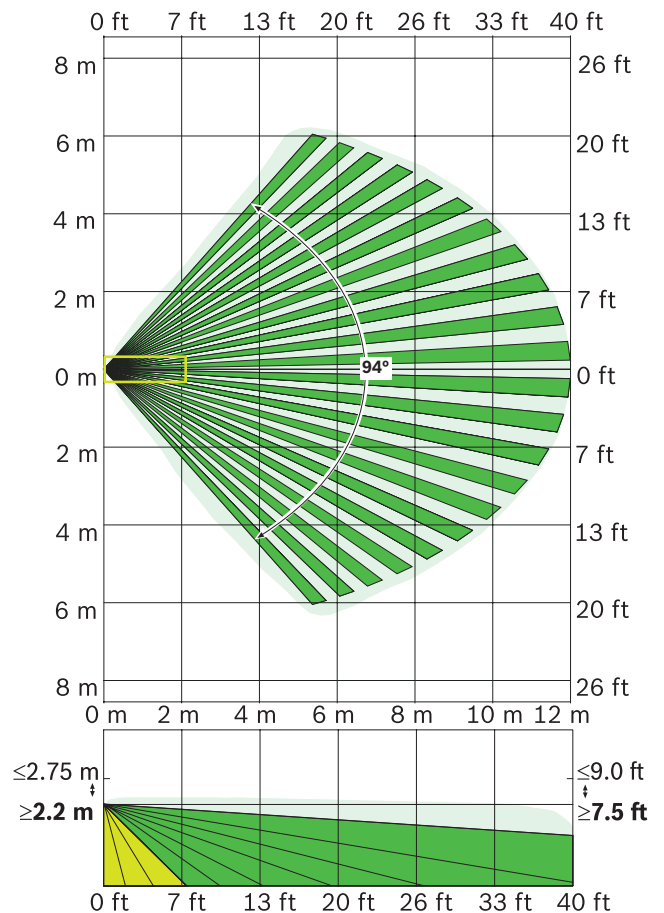
- Europe Complies with Directive 2002/95/EC - Restriction of the use of certain Hazardous Substances (RoHS)
- China Complies with CCC GB10408.1 and GB10408.9

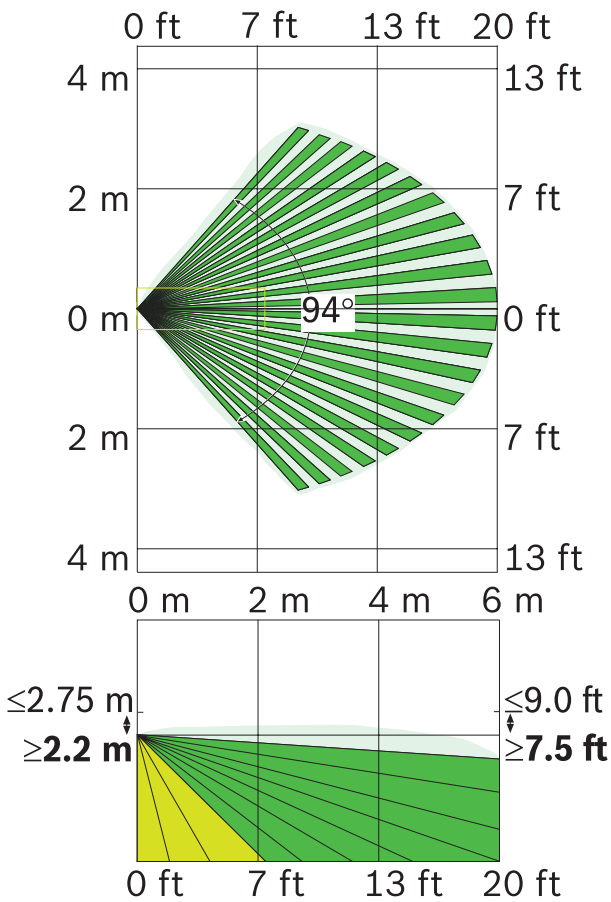
Region	Regulatory compliance/quality marks	
Europe	CE	2014/53/EU (RED) 2011/65/EU (RoHS) (EU 2015/863 amending Annex II to Directive 2011/65/EU [Notified body 0700]) [ISC-BDL2-W12GE, ISC-BDL2-WP12GE, ISC-BDL2-W12HE, ISC-BDL2-WP12HE]
	EN50131	EN50131-2-4 Grade 2 Environmental Class II (G models) I (H models)
Belgium	INCERT	2800200003D1
	INCERT	ANPI-ID-0004-0002 ISC-BDL2-W12GE, ISC-BDL2-WP12GE
Sweden	SBSC	20-43 Intyg_20-43_ISC-BDL2-W12GE_EN
	SBSC	20-44 SBSC_ISC-BDL2-WP12GE
USA	UL	[ISC-BDL2-W12G, ISC-BDL2-WP12G, ISC-BDL2-WP6G]
	UL	20190115; UL639 – Standard for Intrusion-Detection Units

Region	Regulatory compliance/quality marks	
	FCC	[ISC-BDL2-W12G, ISC-BDL2-WP12G, ISC-BDL2-WP6G]
Canada	ULC	CAN/ULC S306-03 - Canadian Standard for Intrusion Detection Units
	IC	[ISC-BDL2--W12G, ISC-BDL2-WP12G, ISC-BDL2-WP6G]
France	AFNOR	EN50131-2-4 Grade 2, NF324-H58 + RTC 50131-2-4 ISC-BDL2-W12HE - Certificate # 2820200003A1 ISC-BDL2-WP12HE - Certificate # 2820200003B1
China	CCC	2010031901000323 [ISC-BDL2-WP6G-CHI, ISC-BDL2-WP12G-CHI, ISC-BDL2-CB12G-CHI]

Installation/configuration notes

Coverage Patterns





Mounting

The recommended mounting height is 2.2 m to 2.75 m (7.5 ft to 9 ft) with no adjustments required. Mount the motion detector level, both horizontally and vertically.

Mounting options:

- On a flat wall (surface, semi-flush), with the optional B335-3 Swiveling low-profile mount, or with the optional B328 Gimbal-mount Bracket
- In a corner (the junction of two perpendicular walls)
- On the ceiling with the optional B338 Universal Ceiling-mount Bracket

Technical specifications

Electrical

Current (alarm/standby)	10 mA at 12 VDC
Voltage (operating)	9 VDC to 15 VDC

Environmental

Pet Immunity ¹	One or two pets up to 45 kg (100 lb) or numerous rodents
Relative Humidity	0 to 95%, non-condensing <i>For UL Listed product installations</i>

0 to 85%, non-condensing

Temperature (operating)	G models = - 20°C to + 55°C (- 4°F to + 131°F) GE models = - 10°C to + 55°C HE models = + 5°C to + 40°C UL/ C-UL = 0°C to + 49°C (+32°F to + 120°F)
-------------------------	--

¹ Applies to the Pet Friendly models only and only when the Pet Immunity feature is turned on.

Mechanical

Color	white
Dimensions	105 mm x 61 mm x 44 mm (4.2 in. x 2.4 in. x 1.7 in.)
Material	High-impact ABS plastic

Outputs

Relay	Solid state, supervised, Form A normally-closed (NC) contacts rated for ≤100 mA, 25 VDC, 2.5 W, <20 Ω closed
Tamper	Normally-closed (NC) contacts (with cover on) rated for ≤100 mA, 25 VDC, 2.5 W Connect tamper circuit to 24-hour protection circuit.

Ordering information**ISC-BDL2-W12G Motion detector, 40ft (12m)**

Provides PIR and microwave, 12 m x 12 m (40 ft x 40 ft) coverage. Frequency: 10.525 GHz

Order number **ISC-BDL2-W12G**

ISC-BDL2-WP6G Motion detector, pet friendly, 20ft (6m)

Provides Pet Friendly PIR and microwave, 6 m x 6 m (20 ft x 20 ft) coverage. Frequency: 10.525 GHz

Order number **ISC-BDL2-WP6G**

ISC-BDL2-WP12G Motion detector, pet friendly 40ft (12m)

Provides Pet Friendly PIR and microwave, 12 m x 12 m (40 ft x 40 ft) coverage. Frequency: 10.525 GHz

Order number **ISC-BDL2-WP12G**

ISC-BDL2-WP6G-CHI Motion detector, pet friendly, 20ft (6m)

Provides Pet Friendly PIR and microwave, 6 m x 6 m (20 ft x 20 ft) coverage. For use in China. Frequency: 10.525 GHz

Order number **ISC-BDL2-WP6G-CHI**

ISC-BDL2-WP12G-CHI Motion detector, pet friendly 40ft (12m)

Provides Pet Friendly PIR and microwave, 12 m x 12 m (40 ft x 40 ft) coverage. For use in China. Frequency: 10.525 GHz

Order number **ISC-BDL2-WP12G-CHI**

ISC-BDL2-W12GE Motion detector, 40ft (12m)

Provides PIR and microwave, 12 m x 12 m (40 ft x 40 ft) coverage. Frequency: 10.510 to 10.580 GHz

Order number **ISC-BDL2-W12GE**

ISC-BDL2-W12HE Motion detector, 12m, FR

Provides PIR and microwave, 12 m x 12 m (40 ft x 40 ft) coverage. For use in France. Frequency: 10.570 to 10.610 GHz

Order number **ISC-BDL2-W12HE**

ISC-BDL2-WP12GE Motion detector, pet friendly 40ft (12m)

Provides Pet Friendly PIR and microwave, 12 m x 12 m (40 ft x 40 ft) coverage. Frequency: 10.510 to 10.580 GHz

Order number **ISC-BDL2-WP12GE**

ISC-BDL2-WP12HE Motion detector, pet friendly, 12m, FR

Provides Pet Friendly PIR and microwave, 12 m x 12 m (40 ft x 40 ft) coverage. For use in France. Frequency: 10.570 to 10.610 GHz

Order number **ISC-BDL2-WP12HE**

Accessories**B328 Mounting bracket, gimbal**

Mounts on a single-gang box and allows rotation of a detector. Wires are hidden inside.

Order number **B328**

B335-3 Mounting bracket, swivel, low profile

Swiveling, low-profile, universal bracket for wall mounting. The vertical swivel range is +10° to -20°, while the horizontal swivel range is ±25°.

Order number **B335-3**

B338 Mounting bracket, ceiling, universal

Swiveling universal bracket for ceiling mounting. The vertical swivel range is +7° to -16°, while the horizontal swivel range is ±45°.

Order number **B338**

Represented by:**Europe, Middle East, Africa:**

Bosch Security Systems B.V.
P.O. Box 80002
5600 JB Eindhoven, The Netherlands
Phone: +31 40 2577 284
emea.securitysystems@bosch.com
emea.boschsecurity.com

Germany:

Bosch Sicherheitssysteme GmbH
Robert-Bosch-Ring 5
85630 Grasbrunn
Germany
www.boschsecurity.com

North America:

Bosch Security Systems, LLC
130 Perinton Parkway
Fairport, New York, 14450, USA
Phone: +1 800 289 0096
Fax: +1 585 223 9180
onlinehelp@us.bosch.com
www.boschsecurity.us

Asia-Pacific:

Robert Bosch (SEA) Pte Ltd, Security Systems
11 Bishan Street 21
Singapore 573943
Phone: +65 6571 2808
Fax: +65 6571 2699
apr.securitysystems@bosch.com
www.boschsecurity.asia

MATERIELS DE SECURITE ELECTRONIQUES - DETECTION D'INTRUSION
ELECTRONIC SECURITY EQUIPMENT - INTRUSION DETECTION

CERTIFICAT/CERTIFICATE N° 2800200003D1

BOSCH SECURITY SYSTEMS INC
130 PERINTON PARKWAY
FAIRPORT
NY 14450 - USA

Lieu(x) de fabrication / For its factory located in:
000110P2

est autorisée à apposer les marques NF et A2P (scriptural, en lettre) sur le produit selon les conditions définies dans le référentiel de certification NF324-H58 (rév. 19) / Is allowed to affix NF and A2P certification marks (scriptural, in letter) on the following product, according to the NF324-H58 (rev 19) certification standard:

Marque commerciale / Trade Mark :	BOSCH
Référence commerciale / Model :	ISC-BDL2-WP12GE
Type de produit / Product type :	Détecteur de Mouvement combiné Infrarouge Passif à Hyperfréquence Combined Motion Detector Passive Infrared and Microwave
Gamme / Product line :	Blue Line Gen 2

Ce certificat atteste / This certificate attests that :

- que les produits désignés sont conformes aux normes listées en page(s) suivante(s) et aux spécifications complémentaires qui leurs sont applicables, tel que spécifié dans le référentiel de certification NF 324 – H 58,
designated products are in compliance with standards listed following page(s) and complementary applicable specifications as described in the NF324-H58 certification standard,
- que le système qualité de la société a été évalué conformément au référentiel de certification NF 324 – H 58
the quality system has been assessed according to the NF324-H58 certification standard

Caractéristiques certifiées essentielles / Main certified characteristics

Niveau de sécurité Security level :	GRADE : 2 NF&A2P	Alimentation Principale Prime power source :	12 V
Liaisons avec le système Links to system :	Filaire Wire Loops	Autonomie Stand-by time :	Non applicable No applicable
Classe d'environnement Environmental class :	II	Sécurité contre la fraude Tamper security :	Ouverture - Champ magnétique Opening-Magnetic field
Fréquence utilisée Frequency :	10.544GHz		
Caractéristiques de détection Detection characteristics :	Portée Max. Max. Range	Largeur Max. Max. Width	Angle Max. Max. Angle
Couverture de détection Detection coverage :	12 m	12 m	94°

La liste des composants associés à ce produit figure en annexe à ce certificat. The component list for the above-mentioned product can be found in the appendix.

Ce certificat n'est valable qu'accompagné de son annexe et sous réserve des résultats des contrôles effectués par AFNOR Certification et CNPP cert qui peuvent prendre toute sanction conformément aux règles générales de la marque NF, au référentiel général H0 de la marque A2P et au référentiel de certification NF 324 – H 58. This certificate is only valid with the attached appendix hereafter and subject to control results performed by AFNOR Certification and CNPP Cert. who can take the appropriate sanction according to the general rules of NF mark, the H0 standard-special regulations for A2P mark and the NF324-H58 certification standard.

Ce certificat est valable jusqu'au 03/11/2023. This certificate is valid until 2023/11/03

Il annule et remplace tout certificat antérieur. This certificate cancels and replaces any previous certificate.

Date de prise d'effet, le 04/11/2022

Date de prise d'effet, le 04/11/2022

MATERIELS DE SECURITE ELECTRONIQUES - DETECTION D'INTRUSION
ELECTRONIC SECURITY EQUIPMENT - INTRUSION DETECTION

Synthèse des normes produits appliquées / Summary of applied products standards

NF EN 50131-2-4

Liste des composants répertoriés / List of identified components

Référence / Reference	Désignation / Designation	N° Composant / Component N°
ISC-BDL2-WP12GE	Détecteur / Detector	280020-06
F01U163799	Lentille grand angle / wide angle lens	262020-01
F01U135104	Lentille vision verticale / look-down lens	262020-02
F01U139272	Masque de vision verticale / look-down mask	282020-02

La validité de ce certificat peut être vérifiée sur www.marque-nf.com et www.cnpp.com
The validity of this certificate can be checked on the following websites www.marque-nf.com and www.cnpp.com.