

TORRES PENDANT TALL - CEILING ROSE

FINISH

bronze
polished nickel
antique bronze
antique bronze with honed alabaster
bronze with honed alabaster

DIMENSIONS (body of fixture)

Ø 200 x 700 mm (dia x h)

WEIGHT

6kg (13.2lbs)

OVERALL DROP

minimum 745 mm
maximum on request 6745 mm
supplied with 1000 mm drop rod

ILLUMINATION

Alabaster Shade

220-240v - 1 x G9 - max 4.5W LED 2700k
110-130V - 1 x G9 - max 4.5W LED 2700k
(no bulb supplied)

Metal Shade

220-240v - 1 x GU10 - max 9.6W LED 2700k
110-130V - 1 x GU10 - max 9.6W LED 2700k
(no bulb supplied)

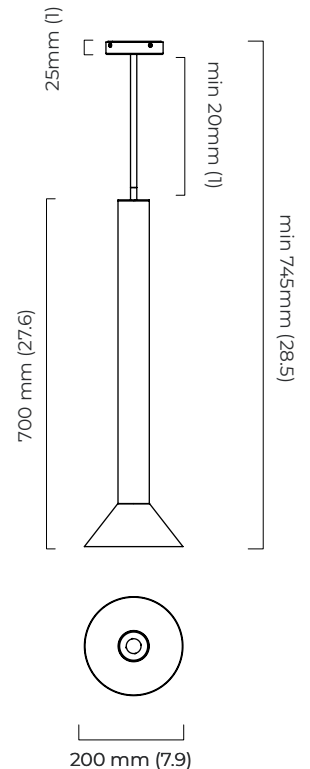
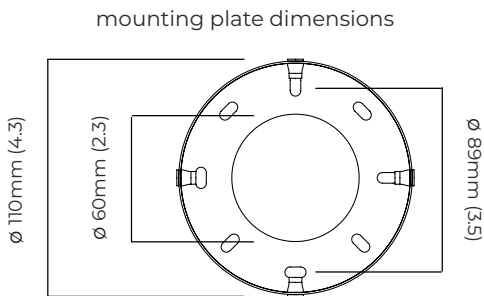
DIMMING

dimnable bulb required
trailing edge dimmable / phase cut (rotary dimmer) - standard
DALI option available (220-240v only)

CEILING ROSE / PLATE

round ceiling rose - Ø 116 x 25 mm (dia x h)

CERTIFICATION



SKU NUMBER	FINISH DESCRIPTION	VOLTAGE
TORPETBZ-CR-240	bronze - GU10	220 - 240V
TORPETPN-CR-240	polished nickel - GU10	220 - 240V
TORPETAB-CR-240	antique bronze finish - GU10	220 - 240V
TORPETABHA44-CR-240	antique bronze with honed alabaster - G9	220 - 240V
TORPETBZHA44-CR-240	bronze with honed alabaster - G9	220 - 240V
TORPETBZ-CR-110	bronze - GU10	110 - 130V
TORPETPN-CR-110	polished nickel - GU10	110 - 130V
TORPETAB-CR-110	antique bronze - GU10	110 - 130V
TORPETABHA-CR-110	antique bronze with honed alabaster - G9	110 - 130V
TORPETBZHA-CR-110	bronze with honed alabaster - G9	110 - 130V

*Diagrams are not to scale.

TORRES PENDANT TALL - CEILING PLATE

FINISH

bronze
polished nickel
antique bronze
antique bronze with honed alabaster
bronze with honed alabaster

DIMENSIONS (body of fixture)

Ø 200 x 700 mm (dia x h)

WEIGHT

6kg (13.2lbs)

OVERALL DROP

minimum 722 mm
maximum on request 6722 mm
supplied with 1000 mm drop rod

ILLUMINATION

Alabaster Shade

220-240v - 1 x G9 - max 4.5W LED 2700k
110-130V - 1 x G9 - max 4.5W LED 2700k
(no bulb supplied)

Metal Shade

220-240v - 1 x GU10 - max 9.6W LED 2700k
110-130V - 1 x GU10 - max 9.6W LED 2700k
(no bulb supplied)

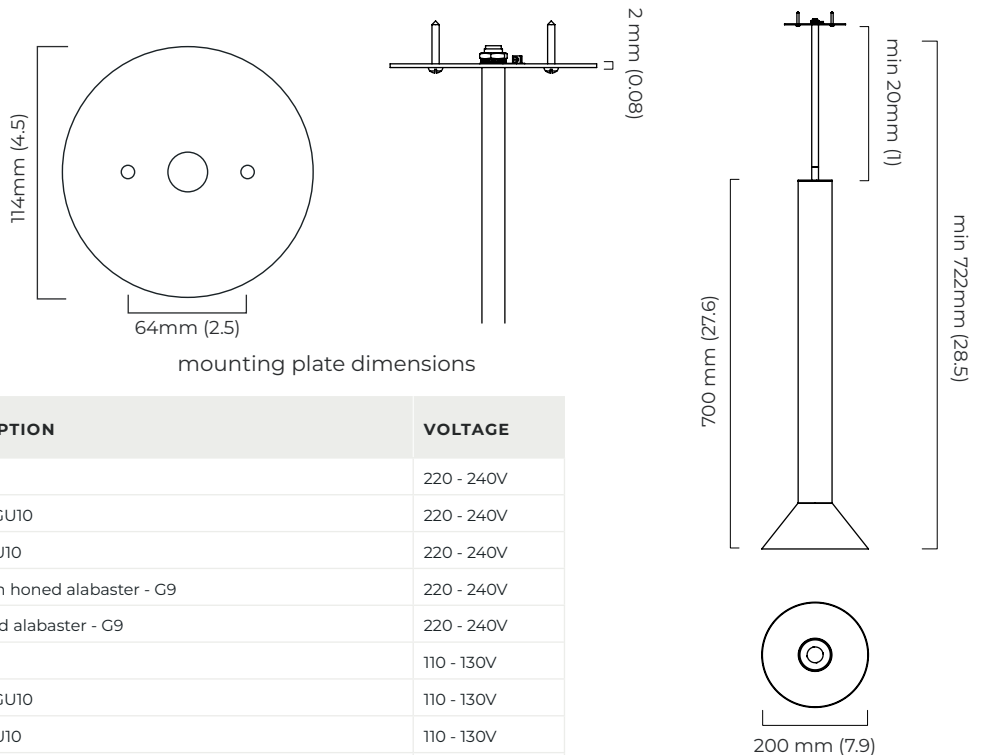
DIMMING

dimnable bulb required
trailing edge dimmable / phase cut (rotary dimmer) - standard
DALI option available (220-240v only)

CEILING ROSE / PLATE

round flat plate - Ø 114 x 2 mm (dia x h)

CERTIFICATION



SKU NUMBER	FINISH DESCRIPTION	VOLTAGE
TORPETBZ-CM-240	bronze - GU10	220 - 240V
TORPETPN-CM-240	polished nickel - GU10	220 - 240V
TORPETAB-CM-240	antique brass - GU10	220 - 240V
TORPETABHA44-CM-240	antique brass with honed alabaster - G9	220 - 240V
TORPETBZHA44-CM-240	bronze with honed alabaster - G9	220 - 240V
TORPETBZ-CM-110	bronze - GU10	110 - 130V
TORPETPN-CM-110	polished nickel - GU10	110 - 130V
TORPETAB-CM-110	antique brass - GU10	110 - 130V
TORPETABHA-CM-110	antique brass with honed alabaster - G9	110 - 130V
TORPETBZHA-CM-110	bronze with honed alabaster - G9	110 - 130V

*Diagrams are not to scale.

TORRES PENDANT TALL - CEILING ROSE - DALI-A

FINISH

bronze
polished nickel
antique bronze
antique bronze with honed alabaster
bronze with honed alabaster

DIMENSIONS (body of fixture)

Ø 200 x 700 mm (dia x h)

WEIGHT

6kg (13.2lbs)

OVERALL DROP

minimum 745 mm
maximum on request 6745 mm
supplied with 1000 mm drop rod

ILLUMINATION

Alabaster Shade

220-240v - 1 x G9 - max 4.5W LED 2700k
(no bulb supplied)

Metal Shade

220-240v - 1 x GU10 - max 9.6W LED 2700k
(no bulb supplied)

DIMMING

dimnable bulb required
DALI compatible
DALI converter to be installed in the ceiling rose

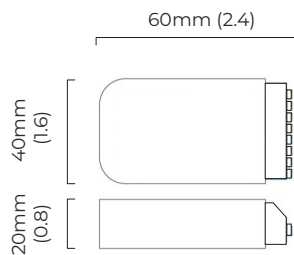
CEILING ROSE / PLATE

round ceiling rose - Ø 116 x 25 mm (dia x h)

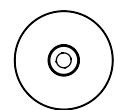
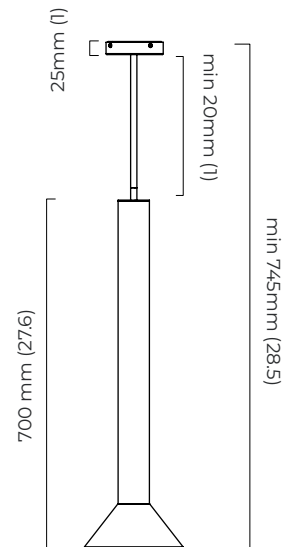
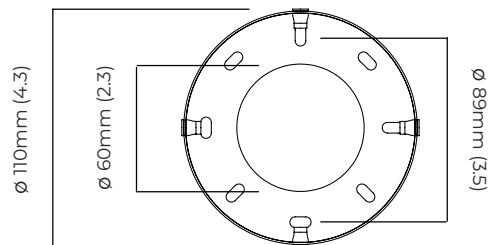
CERTIFICATION



DALI converter dimensions



mounting plate dimensions



200 mm (7.9)

SKU NUMBER	FINISH DESCRIPTION	VOLTAGE
TORPETBZ-CR-DALIA-240	bronze - GU10	220 - 240V
TORPETPN-CR-DALIA-240	polished nickel - GU10	220 - 240V
TORPETAB-CR-DALIA-240	antique bronze - GU10	220 - 240V
TORPETABHA-CR-DALIA-240	antique bronze with honed alabaster - G9	220 - 240V
TORPETBZHA-CR-DALIA-240	bronze with honed alabaster - G9	220 - 240V

*Diagrams are not to scale.

TORRES PENDANT TALL - CEILING PLATE - DALI-A

FINISH

bronze
polished nickel
antique bronze
antique bronze with honed alabaster
bronze with honed alabaster

DIMENSIONS (body of fixture)

Ø 200 x 700 mm (dia x h)

WEIGHT

6kg (13.2lbs)

OVERALL DROP

minimum 722 mm
maximum on request 6722 mm
supplied with 1000 mm drop rod

ILLUMINATION

Alabaster Shade

220-240v - 1 x G9 - max 4.5W LED 2700k
(no bulb supplied)

Metal Shade

220-240v - 1 x GU10 - max 9.6W LED 2700k
(no bulb supplied)

DIMMING

dimnable bulb required
DALI compatible
DALI converter to be installed in the cavity

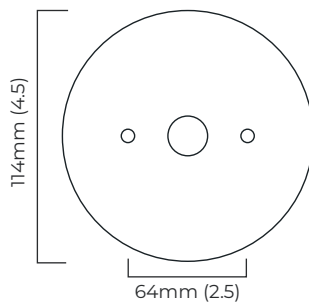
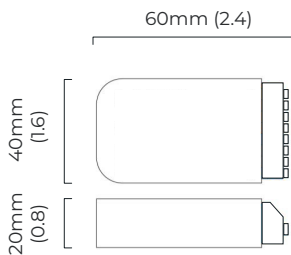
CEILING ROSE / PLATE

round flat plate - Ø 114 x 2 mm (dia x h)

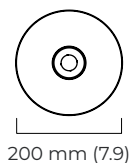
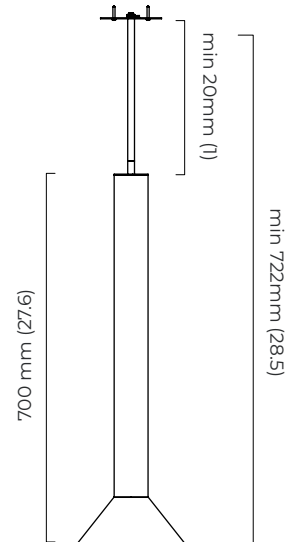
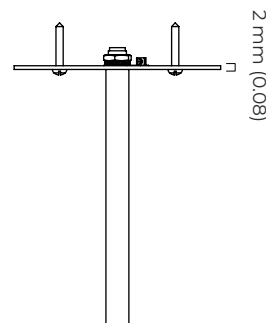
CERTIFICATION



DALI converter dimensions



mounting plate dimensions



*Diagrams are not to scale.

SKU NUMBER	FINISH DESCRIPTION	VOLTAGE
TORPETBZ-CM-DALIA-240	bronze - GU10	220 - 240V
TORPETPN-CM-DALIA-240	polished nickel - GU10	220 - 240V
TORPETAB-CM-DALIA-240	antique bronze - GU10	220 - 240V
TORPETABHA-CM-DALIA-240	antique bronze with honed alabaster - G9	220 - 240V
TORPETBZHA-CM-DALIA-240	bronze with honed alabaster - G9	220 - 240V