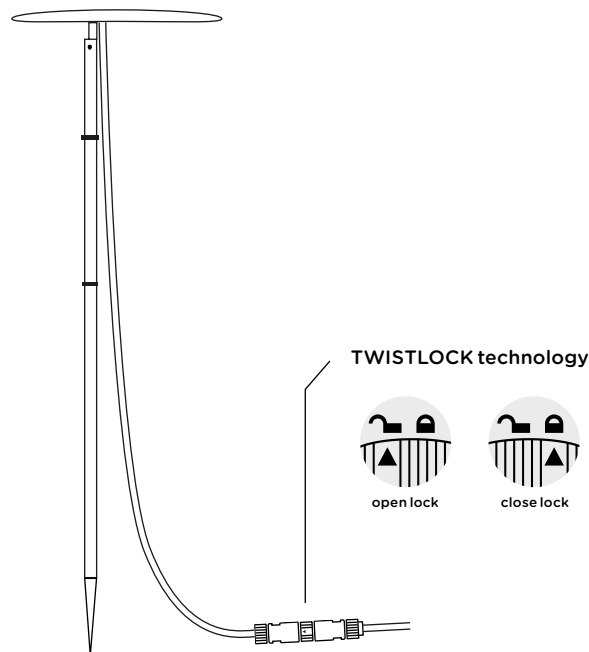


## pad connect

### instructions for use


#### For unpaved beds and greens

1. Stick ground spike in the ground.
2. Provide the electrical connection between connect plug and connect socket **aboveground**.
3. The TWISTLOCK technology components snap together noticeably and audibly when connected with firm pressure (symbol ›arrow‹ on ›close lock‹) – see figure.
4. Simply turn to release the TWISTLOCK technology components again (symbol ›arrow‹ on ›open lock‹) – see figure.
5. Optionally fix mains cable in the ground spike.
6. The connect socket signals the movability of the luminaire. Please note, that a fixed installation and/or a connection with an earth-joint is only permitted in combination with the underground connection kit.
7. For further installation, please consider the instruction or use for IP44.de connect.



#### light technology:


230V Power LED / 2700K  
system performance: 8 W/553 lm


 EEC

#### technical information:

operating voltage 230V / 50Hz  
supply cable H05RN-F 3G0,75

 protection class

 safety class 1

 Luminaire is suitable for mounting on normal inflammable fixing surfaces.

 conformity mark

#### maintenance:

Disconnect the electrical installation.

This luminaire contains built-in LED lamps. The LED lamps can be replaced by IP44.de in case of a failure of the LED. In this case, please get in touch with your retailer.

#### dimming:

The luminaire can be dimmed with an approved leading- or trailing edge dimmer. Please contact IP44.de service center for a list of approved dimmers.

#### care:

Regularly clean luminaire from dirt and deposits. Do not use a high pressure cleaner for cleaning. Please note care instructions at [www.IP44.de](http://www.IP44.de).

#### safety:

We point out that the electric connection of light fixtures has to be done by a certified installer. We assume no accountability for damages which are a result of non-appropriate mounting or application of the luminaire. Modifications on the luminaire will result in loss of warranty.

#### assembly instruction:

The luminaire may not come into contact with highly acidic or alkaline soils, or with other aggressive substances, chemicals or fertilizers.